















































































































































# The Global Innovation Index 2013

Country/economy	Region	Income	GII score	Rank	Input score	Rank	Output score	Rank	Efficiency score	Rank
 Mali	SSF	LI	28.8	106	27.0	132	30.5	73	1.1	1
 Moldova	EUR	LM	40.9	45	39.2	76	42.5	28	1.0	2
 Guinea	SSF	LI	25.7	126	24.7	139	26.6	98	1.0	3
 Malta	EUR	HI	51.7	24	50.1	34	53.4	5	1.0	4
 Swaziland	SSF	LM	29.5	104	28.6	124	30.5	74	1.0	5
 Indonesia	SEAO	LM	31.9	85	31.3	115	32.5	62	1.0	6
 Nigeria	SSF	LM	26.5	120	26.2	137	26.9	97	1.0	7
 Kuwait	NAWA	HI	40.0	50	39.4	74	40.5	36	1.0	8
 Costa Rica	LCN	UM	41.5	39	41.0	66	41.9	31	1.0	9
 Venezuela	LCN	UM	27.2	114	26.9	134	27.5	92	1.0	10
 India	CSA	LM	36.1	66	35.7	87	36.5	42	1.0	11
 Switzerland	EUR	HI	66.5	1	66.5	7	66.6	1	1.0	12
 Sri Lanka	CSA	LM	30.4	98	30.5	118	30.2	76	0.9	13
 China	SEAO	UM	44.6	35	45.1	46	44.1	25	0.9	14
 Guyana	LCN	LM	34.3	78	34.8	94	33.8	55	0.9	15
 Pakistan	CSA	LM	23.3	137	23.6	142	22.9	113	0.9	16
 Vietnam	SEAO	LM	34.8	76	35.5	89	34.0	54	0.9	17
 Senegal	SSF	LM	30.4	96	31.1	116	29.7	80	0.9	18
 Uganda	SSF	LI	31.2	89	31.9	109	30.4	75	0.9	19
 Argentina	LCN	UM	37.6	56	38.7	78	36.5	43	0.9	20
 Ecuador	LCN	UM	32.8	83	33.8	100	31.8	67	0.9	21
 Angola	SSF	UM	23.4	135	24.2	140	22.7	117	0.9	22
 Hungary	EUR	HI	46.9	31	48.4	36	45.3	23	0.9	23
 Philippines	SEAO	LM	31.1	90	32.3	108	30.0	77	0.9	24
 Zimbabwe	SSF	LI	23.9	132	25.1	138	22.8	116	0.9	25
 Netherlands	EUR	HI	61.1	4	64.1	10	58.0	2	0.9	26
 Tajikistan	CSA	LI	30.0	101	31.5	113	28.4	85	0.9	27
 Dominican Republic	LCN	UM	33.2	79	34.9	93	31.5	69	0.9	28
 Turkey	NAWA	UM	36.0	68	37.9	81	34.0	53	0.8	29
 Iceland	EUR	HI	56.3	13	59.6	21	53.1	7	0.8	30
 Ukraine	EUR	LM	35.7	71	37.9	83	33.6	58	0.8	31
 Zambia	SSF	LM	26.7	118	28.3	128	25.1	103	0.8	32
 Luxembourg	EUR	HI	56.5	12	59.9	18	53.1	6	0.8	33
 Romania	EUR	UM	40.3	48	42.8	55	37.8	40	0.8	34
 Bulgaria	EUR	UM	41.3	41	43.9	50	38.7	38	0.8	35
 Tunisia	NAWA	UM	35.8	70	38.1	80	33.5	59	0.8	36
 Bolivia	LCN	LM	30.4	95	32.5	106	28.4	86	0.8	37

	Israel	NAWA	HI	55.9	14	59.8	19	52.1	9	0.8	38
	Cambodia	SEAO	LI	28.0	110	30.0	120	26.1	101	0.8	39
	Germany	EUR	HI	55.8	15	59.7	20	51.8	10	0.8	40
	Malawi	SSF	LI	26.7	119	28.6	125	24.8	105	0.8	41
	Armenia	NAWA	LM	37.5	59	40.4	71	34.7	47	0.8	42
	Cyprus	NAWA	HI	49.3	27	53.0	30	45.5	20	0.8	43
	Gambia	SSF	LI	26.3	122	28.4	127	24.3	107	0.8	44
	Uruguay	LCN	UM	38.0	52	41.2	64	34.9	46	0.8	45
	Bangladesh	CSA	LI	24.5	130	26.5	135	22.4	119	0.8	46
	Cameroon	SSF	LM	25.7	125	27.9	131	23.4	110	0.8	47
	Paraguay	LCN	LM	30.2	100	33.2	104	27.3	94	0.8	48
	Serbia	EUR	UM	37.8	54	41.5	63	34.1	51	0.8	49
	Croatia	EUR	HI	41.9	37	46.1	43	37.7	41	0.8	50
	Estonia	EUR	HI	50.6	25	55.6	25	45.5	21	0.8	51
	Malaysia	SEAO	UM	46.9	32	51.7	32	42.1	30	0.8	52
	Czech Republic	EUR	HI	48.3	28	53.4	27	43.2	26	0.8	53
	Gabon	SSF	UM	28.0	111	30.9	117	25.0	104	0.8	54
	Sweden	EUR	HI	61.3	2	67.8	5	54.8	3	0.8	55
	Mexico	LCN	UM	36.8	63	40.7	68	32.9	60	0.8	56
	Ireland	EUR	HI	57.9	10	64.0	12	51.7	11	0.8	57
	Ghana	SSF	LM	30.5	94	33.9	99	27.2	95	0.8	58
	Mauritius	SSF	UM	37.9	53	42.2	60	33.7	57	0.7	59
	United Kingdom	EUR	HI	61.2	3	68.1	4	54.2	4	0.7	60
	Saudi Arabia	NAWA	HI	41.2	42	45.8	44	36.5	44	0.7	61
	Italy	EUR	HI	47.8	29	53.3	28	42.3	29	0.7	62
	France	EUR	HI	52.8	20	59.0	23	46.6	17	0.7	63
	Burkina Faso	SSF	LI	27.0	116	30.2	119	23.8	109	0.7	64
	Jamaica	LCN	UM	32.8	82	36.7	85	28.9	84	0.7	65
	Guatemala	LCN	LM	31.4	87	35.2	91	27.6	91	0.7	66
	Finland	EUR	HI	59.5	6	66.6	6	52.3	8	0.7	67
	Canada	NAC	HI	57.6	11	64.7	9	50.4	13	0.7	68
	Brazil	LCN	UM	36.3	64	40.8	67	31.8	68	0.7	69
	Slovenia	EUR	HI	47.3	30	53.2	29	41.4	34	0.7	70
	Kenya	SSF	LI	30.2	99	34.1	98	26.4	100	0.7	71
	Peru	LCN	UM	35.9	69	40.5	70	31.3	70	0.7	72
	Jordan	NAWA	UM	37.2	61	42.0	61	32.5	63	0.7	73
	Latvia	EUR	UM	45.2	33	51.0	33	39.3	37	0.7	74
	Belgium	EUR	HI	52.4	21	59.4	22	45.4	22	0.7	75
	Thailand	SEAO	UM	37.6	57	42.6	57	32.5	61	0.7	76
	Nepal	CSA	LI	24.9	128	28.3	129	21.5	123	0.7	77
	Denmark	EUR	HI	58.3	9	66.3	8	50.3	14	0.7	78
	Colombia	LCN	UM	37.3	60	42.5	59	32.2	65	0.7	79
	El Salvador	LCN	LM	31.3	88	35.6	88	27.0	96	0.7	80

	Norway	EUR	HI	55.6	16	63.3	13	47.8	16	0.7	81
	Belarus	EUR	UM	34.6	77	39.4	75	29.7	79	0.7	82
	Morocco	NAWA	LM	30.8	92	35.3	90	26.4	99	0.7	83
	Slovakia	EUR	HI	42.2	36	48.3	37	36.1	45	0.7	84
	Trinidad and Tobago	LCN	HI	33.1	81	37.9	82	28.3	87	0.7	85
	United States	NAC	HI	60.3	5	69.1	3	51.4	12	0.7	86
	Ethiopia	SSF	LI	24.7	129	28.4	126	21.0	126	0.7	87
	Chile	LCN	UM	40.5	46	46.7	41	34.4	48	0.7	88
	Ivory Coast	SSF	LM	23.4	136	26.9	133	19.8	132	0.7	89
	New Zealand	SEAO	HI	54.4	17	62.7	15	46.1	19	0.7	90
	Barbados	LCN	HI	40.4	47	46.6	42	34.2	49	0.7	91
	Portugal	EUR	HI	45.0	34	52.1	31	38.0	39	0.7	92
	Belize	LCN	LM	29.9	102	34.7	95	25.2	102	0.7	93
	Montenegro	EUR	UM	40.9	44	47.6	40	34.2	50	0.7	94
	South Korea	SEAO	HI	53.3	18	62.0	16	44.5	24	0.7	95
	Macedonia	EUR	UM	38.1	51	44.4	48	31.8	66	0.7	96
	Qatar	NAWA	HI	41.0	43	47.8	38	34.1	52	0.7	97
	Austria	EUR	HI	51.8	23	60.5	17	43.1	27	0.7	98
	South Africa	SSF	UM	37.5	58	43.9	51	31.2	71	0.7	99
	Georgia	NAWA	LM	35.5	73	41.6	62	29.4	83	0.7	100
	Spain	EUR	HI	49.4	26	57.8	24	40.9	35	0.7	101
	Niger	SSF	LI	24.0	131	28.1	130	19.8	131	0.7	102
	Bosnia and Herzegovina	EUR	UM	36.2	65	42.5	58	29.9	78	0.7	103
	Russia	EUR	UM	37.1	62	43.7	52	30.6	72	0.6	104
	Lithuania	EUR	UM	41.3	40	48.9	35	33.8	56	0.6	105
	Benin	SSF	LI	25.0	127	29.7	121	20.4	130	0.6	106
	Iran	CSA	UM	27.3	113	32.4	107	22.1	120	0.6	107
	Egypt	NAWA	LM	28.4	108	33.8	101	23.1	112	0.6	108
	India	SEAO	HI	59.4	7	70.6	2	48.2	15	0.6	109
	Poland	EUR	HI	40.1	49	47.8	39	32.4	64	0.6	110
	Mozambique	SSF	LI	26.4	121	31.7	111	21.2	124	0.6	111
	Japan	SEAO	HI	52.2	22	62.8	14	41.6	33	0.6	112
	Tanzania	SSF	LI	26.3	123	31.7	110	20.9	127	0.6	113
	Lebanon	NAWA	UM	35.4	75	42.7	56	28.2	88	0.6	114
	Honduras	LCN	LM	28.7	107	34.6	96	22.9	115	0.6	115
	Australia	SEAO	HI	53.0	19	64.1	11	41.9	32	0.6	116
	Azerbaijan	NAWA	UM	28.9	105	35.0	92	22.9	114	0.6	117
	Greece	EUR	HI	37.7	55	45.7	45	29.7	82	0.6	118
	Brunei	SEAO	HI	35.5	74	43.0	54	27.9	89	0.6	119
	Rwanda	SSF	LI	27.6	112	33.6	102	21.6	121	0.6	120
	Singapore	SEAO	HI	59.4	8	72.2	1	46.5	18	0.6	121

	<b>Mongolia</b>	SEAO	LM	35.7	72	44.0	49	27.4	93	0.6	122
	<b>Bahrain</b>	NAWA	HI	36.1	67	44.5	47	27.7	90	0.6	123
	<b>Yemen</b>	NAWA	LM	19.3	142	23.8	141	14.7	139	0.6	124
	<b>Nicaragua</b>	LCN	LM	27.1	115	33.4	103	20.7	128	0.6	125
	<b>Kazakhstan</b>	CSA	UM	32.7	84	40.7	69	24.7	106	0.6	126
	<b>Panama</b>	LCN	UM	31.8	86	39.6	73	24.0	108	0.6	127
	<b>Madagascar</b>	SSF	LI	22.9	140	28.8	123	17.0	135	0.5	128
	<b>Albania</b>	EUR	LM	30.8	93	39.0	77	22.6	118	0.5	129
	<b>Cape Verde</b>	SSF	LM	29.6	103	37.7	84	21.6	122	0.5	130
	<b>Kyrgyzstan</b>	CSA	LI	26.9	117	34.5	97	19.3	133	0.5	131
	<b>Togo</b>	SSF	LI	23.0	139	29.5	122	16.5	137	0.5	132
	<b>United Arab Emirates</b>	NAWA	HI	41.8	38	53.9	26	29.7	81	0.5	133
	<b>Oman</b>	NAWA	HI	33.2	80	43.2	53	23.2	111	0.5	134
	<b>Uzbekistan</b>	CSA	LM	23.8	133	31.5	114	16.2	138	0.5	135
	<b>Botswana</b>	SSF	UM	31.1	91	41.1	65	21.1	125	0.5	136
	<b>Fiji</b>	SEAO	LM	30.4	97	40.2	72	20.6	129	0.5	137
	<b>Sudan</b>	SSF	LM	19.8	141	26.5	136	13.1	142	0.4	138
	<b>Namibia</b>	SSF	UM	28.3	109	38.2	79	18.4	134	0.4	139
	<b>Lesotho</b>	SSF	LM	26.2	124	35.8	86	16.7	136	0.4	140
	<b>Algeria</b>	NAWA	UM	23.1	138	31.6	112	14.6	141	0.4	141
	<b>Syria</b>	NAWA	LM	23.7	134	32.8	105	14.6	140	0.4	142